

Retain for store personnel reference. Retailer Information Only. Please do not post or distribute.



# HOT WINS<sup>®</sup>

## QUICK REFERENCE GUIDE

# HOW TO PLAY HOTWINS

HotWins® tickets can be purchased in-store anywhere Illinois Lottery tickets are sold. Using a HotWins playslip, players can purchase a ticket from Photon, Win30, Dreamtouch Smart (DTS), or GameStation machines:

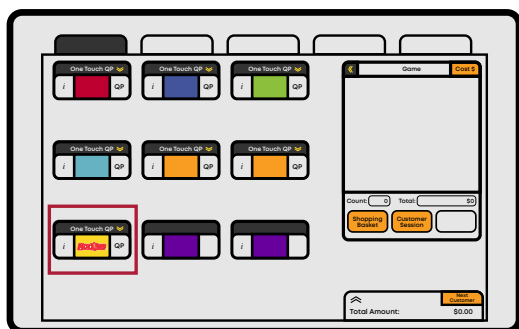
- Players must select up to 10 numbers from 1 to 80. They can also request a Quick Pick from the retailer.
- Players should then select their wager amount: \$1, \$2, \$5, or \$10.
- Players then choose the number of consecutive drawings they want to play. They can select a maximum of 15 consecutive drawings.
- Once the player has completed their playslip, ask for payment and then hand them the printed ticket.
- One HotWins game (i.e., one set of YOUR NUMBERS) is printed per ticket.
- Players can watch live drawings every 4 minutes (except during Night Mode hours of 3:00 AM - 6:00 AM CT) on Illinois Lottery TV monitors, or they can view results in-store or online.
- Players may check their tickets to see if they've won by visiting any Illinois Lottery retailer.
- Prizes must be claimed within one year from the drawing date. For complete prize payout information, review the back of the HotWins playslip or visit [illinoislottery.com](http://illinoislottery.com).

# HOW TO SELL HOTWINS FROM THE PHOTON

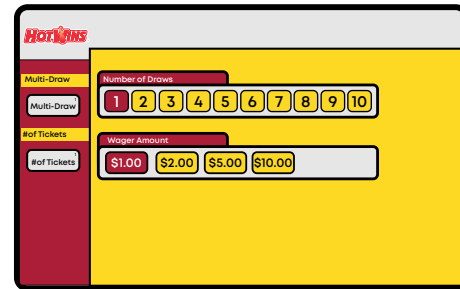
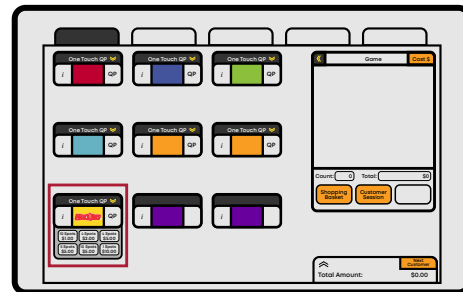
Please note: Tickets may only be printed from the terminal at the time of purchase. Sales of pre-printed tickets are strictly prohibited.

## QUICK PICK OPTION

1. From the home screen, locate the HotWins game button.

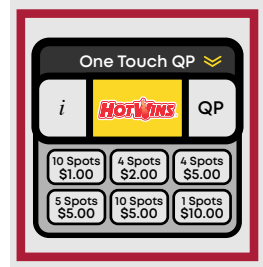


2. To the right of the HotWins logo is the "QP" button. Press the 2 arrows to reveal the six pre-determined Quick Pick options for the player to choose from or click "QP" for more Quick Pick options.

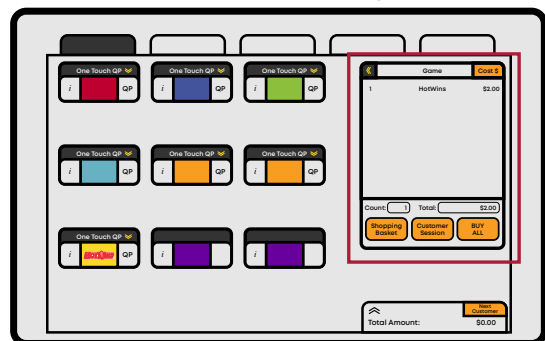


3. Ask the player to choose from the 6 pre-determined Quick Pick buttons with wager options of \$1, \$2, \$5, or \$10.

*NOTE: There are (6) pre-determined selections to choose from under the Quick Pick option that can be seen below. "Spots" refer to the amount of numbers that will be selected for the Quick Pick.*



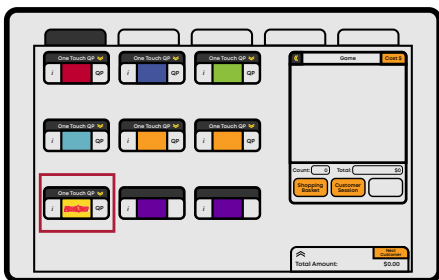
4. Ask for payment from the player prior to completing the transaction, then press the "Send" button.  
*Note: HotWins tickets cannot be canceled, refunded, or returned for any reason.*
5. Press the "BUY ALL" button to finalize the transaction. The terminal will print the ticket(s).




6. Hand the ticket(s) directly to the player.

## MANUAL ENTRY

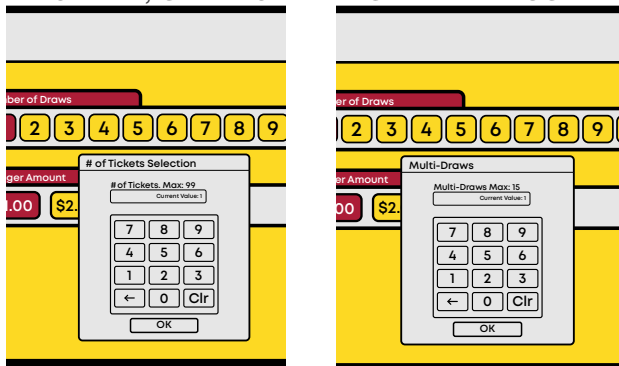
- From the home screen, locate and select the HotWins game button.



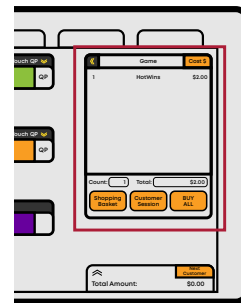
- Select how many numbers the player wants to play: 1 to 10.
- Select up to ten numbers the player would like to play from 1 to 80.  
*NOTE: Players can request a partial Quick Pick (i.e., selecting some numbers then using Quick Pick for the remaining numbers.)*



- Select the wager amount: \$1, \$2, \$5, or \$10.
- Select the number of drawings from 1 to 15 using the “Multi-Draws” button.
- Select the number of tickets the player would like to purchase using the “# of Tickets” button.  
*NOTE: This function should be used if the player would like to purchase more than 1 set of Quick Pick numbers for the same drawing.*
- Ask for payment from the customer prior to completing the transaction, then press the “Send” button.  
*NOTE: HOTWINS TICKETS CANNOT BE CANCELED, REFUNDED, OR RETURNED FOR ANY REASON.*




- Press the “BUY ALL” button to finalize the transaction. The terminal will print the ticket(s).
- Hand the ticket(s) directly to the player.

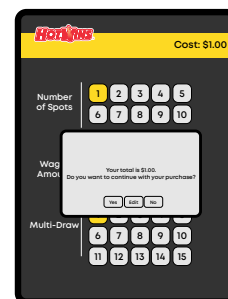
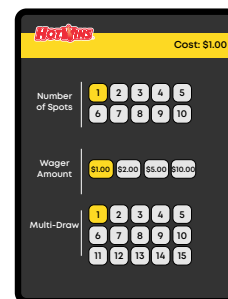


## HOTWINS ON WIN30 TERMINAL

- Press the HotWins icon on the Win30 touchscreen.

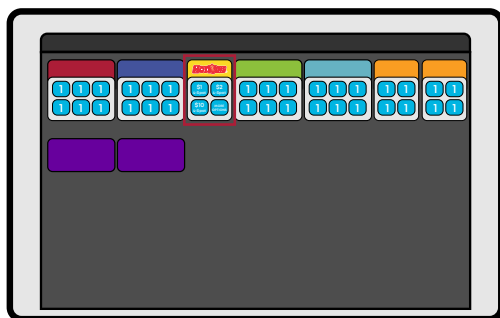


- Select how many numbers the player wants to play: 1 to 10.  
*NOTE: Players will not be able to select their own numbers on the Win30 vending machine. Only Quick Pick (QP) will be available. Players must use a playslip to select their own numbers on the Win30.*
- Select the player's wager amount: \$1, \$2, \$5, or \$10.
- Select the number of consecutive draws: 1 to 15.
- Insert money or add funds to the Win30. The Win30 does not give change.
- Press the “Send” button and confirm the purchase. The Win30 will print and dispense the ticket(s).

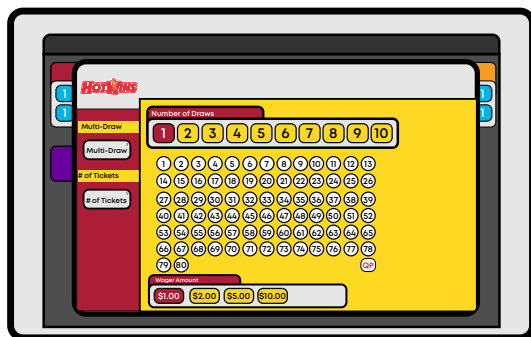


# HOTWINS ON THE DTS TERMINAL

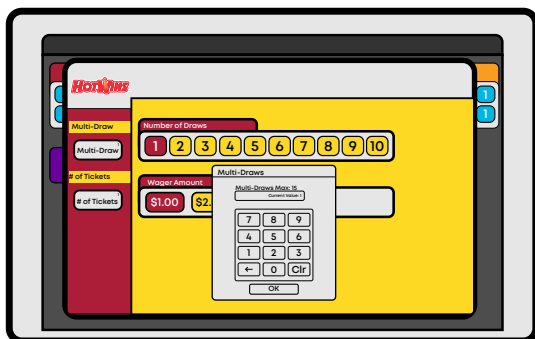
1. Press a HotWins Quick Pick option at the top of the screen: \$1, \$2, or \$10 Option.



2. If players wish to select their own numbers, they should press the “MORE OPTIONS” button.
3. Select how many numbers the player wants to play: 1 to 10.

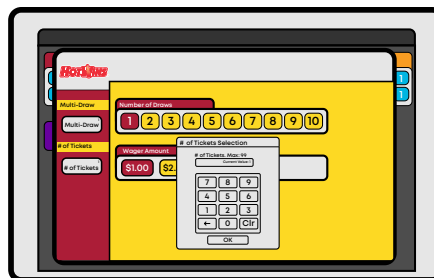


4. Select the numbers the player wants to play: 1 to 80.
5. Select the wager amount: \$1, \$2, \$5, or \$10.

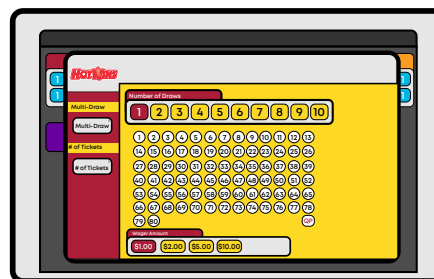


6. Select the number of consecutive draws: 1 to 15 using the “Multi-Draws” button.

7. Select the number of tickets the player would like to purchase using the “# of Tickets” button. *NOTE: This function should be used if the player would like to purchase more than 1 set of Quick Pick numbers for the same drawing.*




8. Insert money or add funds to the DTS machine, noting the machine does not give change.
9. Press the “Send” button. The DTS will print and dispense the ticket(s).




# HOTWINS ON THE GAMESTATION

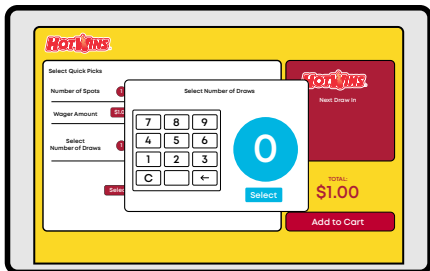
1. Press the HotWins icon on the GameStation touchscreen. This will display the Quick Pick play screen.



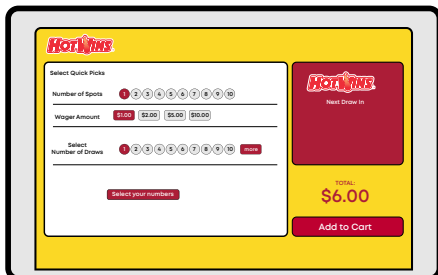
2. Select how many numbers the player would like to play: 1 to 10. *NOTE: If players want to select their own numbers, they can use the “Select Your Numbers” button.*
3. Select the wager amount: \$1, \$2, \$5, or \$10.



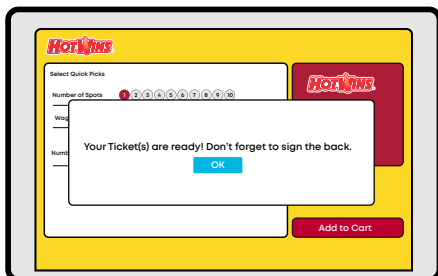
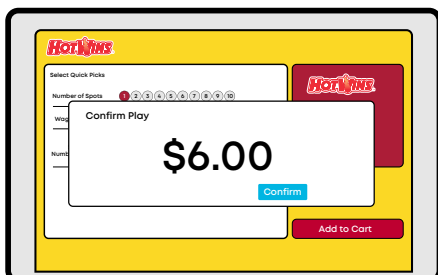
- Select the number of draws, with options ranging from 1 to 10, or tap the “More” button to access options 11 through 15.



- Review the selections and click “Add to Cart.”



- Insert money or add funds to the GameStation machine, noting the machine does not give change.
- Press the “My Cart” button and review the selections. Press the “Checkout” button and confirm your purchase by pressing the “Confirm” button. The GameStation will print and dispense the ticket(s).



## CHECKING AND VALIDATING HOTWINS TICKETS ON THE PHOTON OR GENION TICKET CHECKER

- Place the ticket in the coupon tray to scan the barcode, using the barcode reader on the Genion or Photon terminal. The barcode is located at the bottom of the HotWins ticket.
- If a ticket has a prize of \$600 or less, when using the Photon, you will have the option to redeem the ticket and credit the player’s balance. When using the Genion, the message, “Congrats! You won \$XXX! Please take your ticket to the clerk,” will appear on the screen.
- For any win over \$600, the message, “Congrats! You won \$XXX! Sign your ticket & claim at Lottery,” will appear on the screen.



## ON THE WIN30 TERMINAL

- Scan the barcode using the barcode reader on the Win30 terminal. The barcode is located at the bottom of the HotWins ticket.
- Players may choose to validate ticket winnings up to \$200, so long as the potential reinvestment does not take the credit amount on the Win30 above the \$200 limit. If the winning amount is above \$200 but \$600 or less, the message, “Congrats! You won \$XXX! Please take your ticket to the clerk,” will appear on the screen.
- For any win over \$600, the message, “Congrats! You won \$XXX! Sign your ticket & claim at Lottery,” will appear on the screen.




## ON THE DTS TERMINAL

1. Scan the barcode using the barcode reader on the DTS terminal. The barcode is located at the bottom of the HotWins ticket.
2. Players may choose to validate ticket winnings up to \$200, so long as the potential reinvestment does not take the credit amount on the DTS above the \$200 limit. If the winning amount is above \$200 but \$600 or less, the message, "Congrats! You won \$XXX. Please take your ticket to the clerk," will appear on the screen.
3. For any win over \$600, the message, "Congrats! You won \$XXX! Sign your ticket & claim at Lottery," will appear on the screen.



## ON THE ILLINOIS LOTTERY APP

1. Open the Illinois Lottery app and tap the "Scanner" icon at the bottom of the screen.
2. Place the barcode, located at the bottom of the HotWins ticket, in the indicated area by using the camera on your smartphone.
3. Any prize over \$600 must be claimed at an Illinois Lottery Claim Center, by mail, or by the online e-Claims process. Please tell players to visit [illinoislottery.com](http://illinoislottery.com) for a claim form and winner questionnaire or visit <https://lotteryclaims.illinois.gov/s/> to file an e-claim. As a reminder, any prize can be claimed by sending a completed claim form, winner questionnaire, and the signed HotWins ticket to Illinois Lottery, P.O. Box 19080, Springfield, IL 62794-9080.



## ON THE GAMESTATION TERMINAL

1. Scan the barcode, using the barcode reader on the GameStation terminal. The barcode is located at the bottom of the HotWins ticket.  
*NOTE: Games that are not supported on this terminal will receive an error message to see the clerk.*
2. Players may choose to validate ticket winnings up to \$200, so long as the potential reinvestment does not take the credit amount on the GameStation above the \$200 limit. If the winning amount is above \$200 but \$600 or less, the message, "Congrats! You won \$XXX! Please take your ticket to the clerk," will appear on the screen.
3. For any win over \$600, the message, "Congrats! You won \$XXX! Sign your ticket & claim at Lottery," will appear on the screen.



18+

**Be Smart, Play Smart®** Must be 18 or older to play. If you or someone you know has a gambling problem, crisis counseling and referral services can be accessed by calling 1-800-GAMBLER (1-800-426-2537). For additional info or to exclude yourself, call 1-800-252-1775 or visit [illinoislottery.com](http://illinoislottery.com).

Game odds available at [IllinoisLottery.com](http://IllinoisLottery.com)

*This Quick Reference Guide provides guidance for retailers. It does not take the place of the Official Rules or how-to-play instructions found at [IllinoisLottery.com](http://IllinoisLottery.com)*